



**NOTICE OF A PUBLIC MEETING**  
**CONCHO VALLEY TRANSIT DISTRICT**

**3:00 P.M.**

**WEDNESDAY, NOVEMBER 8, 2017**

Concho Valley Regional Conference and Training Center  
2801 W. Loop 306, Suite A., San Angelo, TX 76904

---

*The meeting place is accessible to persons with disabilities. If assistance is needed to observe or comment, please call the Council office at 944-9666 at least 24 hours prior to the meeting.*

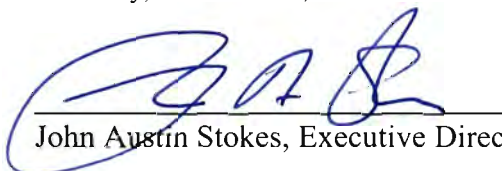
---

**BUSINESS**

- (1) **DETERMINATION OF QUORUM AND CALL TO ORDER**
- (2) **INVOCATION & PLEDGE OF ALLEGIENCE**
- (3) **APPROVAL OF MINUTES** of September 20, 2017 meeting (See **Attachment A**)
- (4) **APPROVAL OF CHECKS** over \$2,000 written since last meeting (See **Attachment B**)
- (5) **RATIFICATION** of Memorandum of Understanding between the Concho Valley Transit District (CVTD) and the San Angelo Metropolitan Organization (SA-MPO) (See **Attachment C**)
- (6) **REVIEW** Financial Reports/Balance Sheet – 8/31/2017 (See **Attachment D will be sent out via email once completed**)
- (7) **CVTD General Manager’s Report**
- (8) **OTHER** Discussion Items or Future Agenda Items
- (9) **ADJOURN**

---

Posted in accordance with the Texas Government Code, Title V, Chapter 551, Section .053, this Thursday, November 2, 2017.

  
\_\_\_\_\_  
John Austin Stokes, Executive Director



## Concho Valley Transit District (CVTD)

### Minutes of Meeting for September 20, 2017

The Concho Valley Transit District met on Wednesday, September 20, 2017 in the Concho Valley Regional Conference and Training Center, 2801 W. Loop 306, Suite A, San Angelo, TX.

Board members present:

**Steve Floyd**, Tom Green County Judge, Chairman  
**John Nanny**, Irion County Commissioner, Vice Chair  
**Roy Blair**, Coke County Judge  
**Charlie Bradley**, Schleicher County Judge  
**Richard Cordes**, Menard County Judge  
**Fred Deaton**, Crockett County Judge  
**David Dillard**, Concho County Judge  
**Leslie Mackie**, Sterling County Judge  
**Danny Neal**, McCulloch County Judge  
**Delbert Roberts**, Kimble County Judge  
**Harry Thomas**, City of San Angelo Council Member, District 3  
**Miguel Villanueva**, Sutton County Commissioner

Board members not present:

**Larry Isom**, Reagan County Judge

#### Call to Order

Chairman Steve Floyd announced the presence of a quorum and called the meeting to order at 3:50 p.m.

#### Invocation and Pledge of Allegiance

Councilman Harry Thomas gave the invocation and Chairman Steve Floyd led the Pledge of Allegiance.

#### Approval of Meeting Minutes

Upon a motion by Commissioner Miguel Villanueva, seconded by Judge Danny Neal, meeting minutes from the September 20, 2017 meeting were unanimously approved.

#### Approval of Checks over \$2,000 written since last meeting

Upon a motion by Commissioner John Nanny, seconded by Judge Roy Blair, checks in excess of \$2,000 written since last meeting was unanimously approved.

#### Authorization for the Executive Director to enter into Interlocal Agreements with CVCOG Rural Counties Resolution 092017 A

Upon a motion by Commissioner John Nanny, seconded by Judge Delbert Roberts, Resolution 092017 A authorizing the Executive Director to enter into Interlocal Agreements with CVCOG Rural Counties to provide Rural Public Transportation Services was unanimously approved.

**Approval of a Memorandum of Understanding between the Concho Valley Economic Development District and the Concho Valley Transit District**

Upon a motion by Judge Delbert Roberts, seconded by Judge Charlie Bradley, a Memorandum of Understanding between the Concho Valley Economic Development District and the Concho Valley Transit District was unanimously approved.

**Authorization for the Executive Director to renew a Subcontractor Agreement with American Medical Response company (AMR)**

Upon a motion by Commissioner Miguel Villanueva, seconded by Commissioner John Nanny, authorization for the Executive Director to renew a Subcontractor Agreement with American Medical Response company (AMR) in which CVTD will provide non-emergency medical transportation services upon request by AMR was unanimously approved. Renewal term not to exceed one (1) year.

**Review Financial Reports/Balance Sheet**

The board reviewed Financial Reports for July 2017. No action required.

**CVTD General Manager's Report**

- Centralized Call Center
  - West Route: Ozona, Big Lake, Mertzon
  - East Route: Brady, Eden, Menard, Junction
  - South Route: Sonora, Eldorado
  - North Route: Sterling, Bronte, Robert Lee
  
- Proposed Minor Changes – 9 total
  - New Parole Office
  - Market Street
  - DPS
  - Industrial Park
  - Bryant and Ave W.
  - Central Freshman Campus
  - Terrace and Paint Rock
  - Icon Cinema
  - North Side of Sunset Mall
  
- Centralized Dispatch
  - East Region – Done
  - Increase in call volume shows an increase in client awareness
    - Calls intercepted by Office Staff when dispatch is busy
  - West/South/North Regions – In Progress
  - Drivers assisting clients in making sure their trips are set up
  - Reminders to clients on contacting Dispatch
  
- Drive Cam Risk Assessment Update
  - Concho Valley Transit's Risk Score as a whole has improved 45% over the last 6 months!

- Greyhound
  - Service with Greyhound established
  - New Lobby Hours- 10 AM – 2 PM and 5:30 PM – 7:30 PM
  - Sunday – Saturday
  - Freight Shipping
  - New Number 325-947-8729 ext. 420 or 1-877-947-8729 ext. 420
  
- Stats
  - Missed Trips
    - Zero
  - Accidents /Incidents
    - In 2016 – 13
    - In 2017 – 8
  - Maintenance Updates
    - 75% complete
  
- Vehicle Disposition
  - All vehicles being dispositioned are 2010 or older
  - 13 Vehicles have met their useful life age
  - 60 day turnaround
  
- Driver Testimonials
  - Frank – “I was able to pay off some bills to help save some money later.”
  - Ignacio – “I was able to travel with my wife.”
  - Tony – “I took a little trip to Mexico to visit some family.”

**Board Member Training – Ethics & Compliance**

**Future Agenda Items** - None

**Adjournment**

The meeting was adjourned at 4:20 p.m. Duly adopted at the meeting of the Concho Valley Transit District of the Concho Valley Council of Governments this 8th day of November 2017.

---

Judge Steve Floyd - Chairman

---

Commissioner John Nanny – Vice Chair

**CVTD**  
 Check/Voucher Register  
 From 8/1/2017 Through 9/30/2017

<u>Document Nu...</u>	<u>Document Date</u>	<u>Name</u>	<u>Transaction Description</u>	<u>Document Amount</u>
17900	8/7/2017	MCDONALD TRANSIT ASS...	Professional services August 2017	11,500.00
17905	8/8/2017	ECOLANE USA, INC.	Professional services with onsite training & travel	15,870.00
17910	8/15/2017	CITY OF SAN ANGELO-ACC...	Fuel July 2017	16,912.93
17922	8/15/2017	SHELL FLEET NAVIGATOR	Fuel July 2017	11,260.05
17924	8/15/2017	TEXAS COMMUNICATIONS...	1507,1513,1514,1516 & 1517: Radios	5,929.79
17925	8/15/2017	TML INTERGOVERNMENT...	08/2017 auto liab, errors & omission, general liability, aut	7,337.33
17929	8/15/2017	CREATIVE BUS SALES, INC	1709: bus purchase	67,213.50
	8/15/2017	CREATIVE BUS SALES, INC	1705: bus purchase	67,213.50
	8/15/2017	CREATIVE BUS SALES, INC	1708: bus purchase	67,213.50
	8/15/2017	CREATIVE BUS SALES, INC	1710: bus purchase	67,213.00
	8/15/2017	CREATIVE BUS SALES, INC	1706: bus purchase	67,213.50
	8/15/2017	CREATIVE BUS SALES, INC	1707: bus purchase	67,213.50
	8/15/2017	CREATIVE BUS SALES, INC	1701: bus purchase	63,898.50
	8/15/2017	CREATIVE BUS SALES, INC	1702: bus purchase	63,898.50
	8/15/2017	CREATIVE BUS SALES, INC	1703: bus purchase	63,898.50
	8/15/2017	CREATIVE BUS SALES, INC	1704: bus purchase	63,898.50
17936	8/25/2017	CITY OF SAN ANGELO-ACC...	Installation of signs	2,046.60
17962	9/15/2017	CITY OF SAN ANGELO-ACC...	Fuel Bill Aug 2017	19,387.58
17973	9/15/2017	LYTX, INC	dc enterprise & fleet tracking bill annually 9/17-7/18	19,856.25
17974	9/15/2017	MCDONALD TRANSIT ASS...	Professional services Sept 2017	11,800.00
17978	9/15/2017	SHELL FLEET NAVIGATOR	Fuel Bill Aug 2017	13,323.37
17983	9/15/2017	TML INTERGOVERNMENT...	09/2017 auto liab, errors & omission, general liability, aut	7,337.33
17987	9/15/2017	YARDER MANUFACTURING	31 Ad rack frames	4,336.57
Report Total				805,772.30

**MEMORANDUM OF AGREEMENT  
BETWEEN  
CONCHO VALLEY TRANSIT DISTRICT (CVTD) &  
SAN ANGELO METROPOLITAN ORGANIZATION (SA-MPO)**

**WHEREAS**, the Safe, Accountable, Flexible, and Efficient Transportation Equity Act: A Legacy for Users (SAFETEA-LU) promulgated regulations 23 CFR 450.314; and

**WHEREAS**, the San Angelo Metropolitan Planning Organization (SA-MPO) which is the designated MPO for San Angelo and Tom Green County along with the Public Transportation Operator(s) shall cooperatively determine their mutual responsibilities in carrying out the metropolitan transportation planning process; and

**WHEREAS**, these responsibilities shall be clearly identified in written agreements among the MPO and the Public Transportation Operator(s), namely Concho Valley Transit District, serving the Metropolitan Planning Area, and

**WHEREAS**, to the extent possible, a single agreement between all responsible parties should be developed; and

**WHEREAS**, all interested agencies, organizations, and person have been given opportunity to be heard with respect to any matters relating to the proposed Public Participation Plan; and

**WHEREAS**, the Public Participation Plan meets or exceeds the requirements of federal and state regulations:

**WHEREAS**, the federal regulations require the written agreement to include specific provisions for cooperatively developing and sharing information related to the development of financial plans that support the metropolitan transportation plan, the metropolitan Transportation Improvement Program ("TIP"), and development of the annual listing of obligated projects.

**NOW, THEREFORE**, the parties agree as follows:

- 1. Purpose:** To provide a single agreement between the San Angelo MPO and Concho Valley Transit District in accordance with current Federal Legislation and to make provision for cooperative mutual responsibilities in carrying out the Metropolitan Planning Process in the San Angelo Metropolitan Planning Area. CVTD vows to adopt and utilize the approved SA-MPO Public Participation Plan as their own, and will follow the same processes and procedures in informing and involving the public in major transportation service changes; the Public Participation Plan contains guidelines for applicable public transportation providers operating within the MPO boundary.

## **2. Responsibilities of both parties**

All parties will:

- a. Cooperatively determine their mutual responsibilities in carrying out the public participation process.
- b. Make provisions for cooperatively developing and sharing information related to the development of financial plans that support the Metropolitan Transportation Plan ("MTP") and TIP as it pertains to any public participation processes or procedures.
- c. Ensure that CVTD and the MPO shall cooperatively develop a listing of projects that comprehensively address the transportation system within the MPO boundaries. Identified projects shall include both roadway and transit initiatives, including but not limited to investments in pedestrian walkways and bicycle transportation facilities for which federal funds were obligated in preceding program years.

## **3. Responsibilities of the MPO**

The MPO will:

- a. Work in consultation with CVTD in developing the program of projects and financial plan for the Metropolitan Transportation Plan (MTP).
- b. Work in consultation with CVTD in developing the program of projects and financial plan for the Transportation Improvement Program (TIP).
- c. Conduct Technical Committee and Policy Board meetings as required and necessary.
- d. In consultation with CVTD, update the MTP and TIP in accordance with State and Federal laws.
- e. Invite CVTD to participate in all public participation processes.
- f. Produce an advertisement in the urbanized area official organ that includes CVTD's latest program of projects and financial information in accordance with current Federal Transit Administration (FTA) Legislation.
- g. Conduct comprehensive, cooperative and continuous transportation planning for the San Angelo Metropolitan Planning Area, including updating the Public Participation Plan in accordance with FTA timelines.

**4. Responsibilities of the Concho Valley Transit District**

Concho Valley Transit District will:


- a. Assist in validation of data used as input into the transportation plan and program of projects.
- b. Work in consultation with the MPO in developing the program of projects and financial plan for the MTP.
- c. Work in consultation with the MPO in developing the program of projects financial plan for the TIP.
- d. Provide the MPO with the annual list of transit obligated projects.
- e. Notify the MPO of changes to projects that would affect the MTP or TIP.
- f. Invite the MPO to participate in all public participation processes.

**5. Term.** This Memorandum shall become effective as to each Party when approved and executed by that Party. It shall remain in full force and effect until such time it is terminated in writing by one or all of the parties.

**6. Validity and Enforceability.** If any current or future legal limitations affect the validity or enforceability of a provision of this Agreement, then the legal limitations are made a part of this memorandum and shall operate to amend this memorandum to the minimum extent necessary to bring this memorandum into conformity with the requirements of the limitations, and so modified, this memorandum shall continue in full force and effect.




EXECUTED by the parties hereto, each respective entity acting by and through its duly authorized official as required by law.



Brenda Gunter

Chairperson of the MPO Policy Board

Date: 10/13/17




John Austin Stokes

Concho Valley Council of Governments

Executive Director


Date: 10/12/17

**Approved as to Content:**



Vicente Huerta, General Manager

Concho Valley Transit District



Major Hofheins, Director

San Angelo Metropolitan Planning Organization

CVTD  
Balance Sheet - Balance Sheet  
As of 8/31/2017

ATTACHMENT - D  
CVTD FINANCIALS

	Current Period Balance	
<b>Assets</b>		
Wells Fargo CVTD Bank Acct	945,499.06	1117
FTA/TxDOT Urban AR	114,066.00	1241
TxDOT Rural	136,938.00	1242
Grant 697, TxDOT VCR1603(07)18	15,457.00	1249
Grant 698, TxDOT VCR 1602(07)18	4,336.00	1250
TxDOT ED-5310-Mobility Mngt	8,591.00	1251
Account Receivable-Medical Transportation	13,990.00	1300
Coke County	2,980.67	1370
Irion County	1,583.01	1373
Kimble County	1,512.67	1374
Schleicher County	3,429.73	1378
Sterling County	1,139.93	1379
Workforce Solutions (Arbor ET)	30.00	1382
Angelo State University	2,000.60	1387
CV Area Agency on Aging	25,272.00	1389
CV Foster Grandparent	322.00	1390
Accounts Receivable-General	3,281.40	1391
CV Senior Companion	78.00	1393
Other Assets - Project Equipment	4,948,726.35	1811
Other Assets - Land	353,098.80	1812
Other Assets - Building	<u>4,577,332.79</u>	1813
<b>Total Assets</b>	<u><b>11,159,665.01</b></u>	
<b>Liabilities</b>		
AP	56,177.80	2111
AP Owed to CVCOG	129,028.56	2112
AP Clearing Account	2,345.49	2115
Deferred Income - Charter Payments	200.00	2914
Deferred Income - Insurance Vehicle Repair	58,145.88	2915
Deferred Income-Medical Transportation	<u>13,990.00</u>	2919
<b>Total Liabilities</b>	<u><b>259,887.73</b></u>	
<b>Fund Balance</b>		
Unassigned General Fund	754,875.93	3101
Investment - Capital Assets	<u>9,879,157.94</u>	3110
<b>Total Fund Balance</b>	<u><b>10,634,033.87</b></u>	
Excess Revenue over Expenditures FY 16-17	<u>265,743.41</u>	
<b>Total Liabilities and Fund Balance</b>	<u><b>11,159,665.01</b></u>	

**CVTD**  
**Reconcile Cash Accounts**

**Summary**

**Cash Account: 1117 Wells Fargo CVTD Bank Acct**  
**Reconciliation ID: Reconciliation 08/31/2017**  
**Reconciliation Date: 8/31/2017**  
**Status: Open**

Bank Balance	952,399.62
Less Outstanding Checks/Vouchers	6,900.56
Plus Deposits in Transit	0.00
Plus or Minus Other Cash Items	0.00
Plus or Minus Suspense Items	0.00
Reconciled Bank Balance	945,499.06
Balance Per Books	945,499.06
Unreconciled Difference	0.00

**Click the Next Page toolbar button to view details.**

**CVTD**  
**Reconcile Cash Accounts**

**Detail**

**Cash Account: 1117 Wells Fargo CVTD Bank Acct**  
**Reconciliation ID: Reconciliation 08/31/2017**  
**Reconciliation Date: 8/31/2017**  
**Status: Open**

**Outstanding Checks/Vouchers**

Document Number	Document Date	Document Description	Document Amount	Payee
17930	8/25/2017	System Generated Check/Voucher	276.36	ANGELO AUTO GLASS
17931	8/25/2017	System Generated Check/Voucher	934.13	ANGELO TIRE AND ALIGNMENT LLC
17940	8/25/2017	System Generated Check/Voucher	4,649.36	ENGINE PRO MACHINE LLC
17946	8/25/2017	System Generated Check/Voucher	1,022.71	Q's PRINTING & DESIGN, INC.
17947	8/25/2017	System Generated Check/Voucher	18.00	SAN ANGELO CHAMBER OF COMMERCE
Outstanding Checks/Vouchers			6,900.56	

**CVTD  
Reconcile Cash Accounts**

**Detail**

**Cash Account: 1117 Wells Fargo CVTD Bank Acct**  
**Reconciliation ID: Reconciliation 08/31/2017**  
**Reconciliation Date: 8/31/2017**  
**Status: Open**

**Cleared Checks/Vouchers**

Document Number	Document Date	Document Description	Document Amount	Payee
17845	7/18/2017	System Generated Check/Voucher	276.36	ANGELO AUTO GLASS
17872	7/25/2017	System Generated Check/Voucher	1,537.87	ANGELO TIRE AND ALIGNMENT LLC
17873	7/25/2017	System Generated Check/Voucher	103.10	ATMOS ENERGY
17876	7/25/2017	System Generated Check/Voucher	658,874.50	CREATIVE BUS SALES, INC
17877	7/25/2017	System Generated Check/Voucher	75.00	CTWP
17879	7/25/2017	System Generated Check/Voucher	53.88	FRONTIER COMMUNICATIONS
17880	7/25/2017	System Generated Check/Voucher	734.44	JIM BASS FORD, INC.
17885	7/25/2017	System Generated Check/Voucher	82.80	TEXAS COMMUNICATIONS, INC.
17888	8/7/2017	System Generated Check/Voucher	289.31	ANGELO TIRE AND ALIGNMENT LLC
17889	8/7/2017	System Generated Check/Voucher	394.34	CIRRO ENERGY
17890	8/7/2017	System Generated Check/Voucher	86.10	CITYOF SAN ANGELO UTILITY BILLING
17891	8/7/2017	System Generated Check/Voucher	331.34	CITYOF SAN ANGELO UTILITY BILLING
17892	8/7/2017	System Generated Check/Voucher	3,794.56	ENGINE PRO MACHINE LLC
17893	8/7/2017	System Generated Check/Voucher	118.00	BAYLEA EVANS
17894	8/7/2017	System Generated Check/Voucher	971.74	GREEN MOUNTAIN ENERGY
17895	8/7/2017	System Generated Check/Voucher	360.00	HOME MOTORS, INC.
17896	8/7/2017	System Generated Check/Voucher	400.00	VICENTE HUERTA
17897	8/7/2017	System Generated Check/Voucher	364.34	IWG TOWERS ASSETS II INC
17898	8/7/2017	System Generated Check/Voucher	59.95	KAY GEE, INC.
17899	8/7/2017	System Generated Check/Voucher	15.02	AUGUSTINE MARTINEZ
17900	8/7/2017	System Generated Check/Voucher	11,500.00	MCDONALD TRANSIT ASSOCIATES, INC
17901	8/7/2017	System Generated Check/Voucher	133.82	PROFORMA M.A.C MARKETING
17902	8/7/2017	System Generated Check/Voucher	139.48	Q's PRINTING & DESIGN, INC.
17903	8/7/2017	System Generated Check/Voucher	446.92	SUPERIOR SERVICES
17904	8/7/2017	System Generated Check/Voucher	464.30	WEST TEXAS FIRE EXTINGUISHER INC
17905	8/8/2017	System Generated Check/Voucher	15,870.00	ECOLANE USA, INC.

**CVTD**  
**Reconcile Cash Accounts**

**Detail**

**Cash Account: 1117 Wells Fargo CVTD Bank Acct**  
**Reconciliation ID: Reconciliation 08/31/2017**  
**Reconciliation Date: 8/31/2017**  
**Status: Open**

**Cleared Checks/Vouchers**

Document Number	Document Date	Document Description	Document Amount	Payee
17876	8/15/2017	System Generated Check/Voucher	(658,874.50)	CREATIVE BUS SALES, INC
17906	8/15/2017	System Generated Check/Voucher	520.70	ANGELO AUTO GLASS
17907	8/15/2017	System Generated Check/Voucher	1,201.85	ANGELO TIRE AND ALIGNMENT LLC
17908	8/15/2017	System Generated Check/Voucher	175.14	BARRON PLUMBING
17909	8/15/2017	System Generated Check/Voucher	50.00	BUG EXPRESS
17910	8/15/2017	System Generated Check/Voucher	16,912.93	CITY OF SAN ANGELO-ACCOUNTS RECEIVABLE
17911	8/15/2017	System Generated Check/Voucher	7.00	COMMERCIAL BILLING SERVICE
17912	8/15/2017	System Generated Check/Voucher	1,469.50	CONSTANCIO TIRE AND FLEET
17913	8/15/2017	System Generated Check/Voucher	75.00	CTWP
17914	8/15/2017	System Generated Check/Voucher	9.00	DIX KEY SHOP
17915	8/15/2017	System Generated Check/Voucher	1,105.20	ENGINE PRO MACHINE LLC
17916	8/15/2017	System Generated Check/Voucher	314.60	FRONTIER COMMUNICATIONS
17917	8/15/2017	System Generated Check/Voucher	311.22	GALINDO ROOFING
17918	8/15/2017	System Generated Check/Voucher	1,411.06	O'REILLY'S AUTO PARTS, INC.
17919	8/15/2017	System Generated Check/Voucher	675.00	ORTEGA MOBILE WASH
17920	8/15/2017	System Generated Check/Voucher	130.07	REPUBLIC SERVICES #691
17921	8/15/2017	System Generated Check/Voucher	240.00	JOYCE GRAY, SAV-A-LIFE SKILLS
17922	8/15/2017	System Generated Check/Voucher	11,260.05	SHELL FLEET NAVIGATOR
17923	8/15/2017	System Generated Check/Voucher	30.00	TEXAN TRUCK WASH, LLC
17924	8/15/2017	System Generated Check/Voucher	6,012.59	TEXAS COMMUNICATIONS, INC.
17925	8/15/2017	System Generated Check/Voucher	7,337.33	TML INTERGOVERNMENTAL RISK POOL
17926	8/15/2017	System Generated Check/Voucher	334.97	WEST CENTRAL WIRELESS
17927	8/15/2017	System Generated Check/Voucher	297.69	WEST TEXAS FIRE EXTINGUISHER INC
17928	8/15/2017	System Generated Check/Voucher	970.00	WEST TEXAS REHABILITATION CENTER
17929	8/15/2017	System Generated Check/Voucher	658,874.50	CREATIVE BUS SALES, INC

**CVTD**  
**Reconcile Cash Accounts**

**Detail**

**Cash Account: 1117 Wells Fargo CVTD Bank Acct**  
**Reconciliation ID: Reconciliation 08/31/2017**  
**Reconciliation Date: 8/31/2017**  
**Status: Open**

**Cleared Checks/Vouchers**

Document Number	Document Date	Document Description	Document Amount	Payee
17913	8/16/2017	System Generated Check/Voucher	(75.00)	CTWP
17932	8/25/2017	System Generated Check/Voucher	103.80	ATMOS ENERGY
17933	8/25/2017	System Generated Check/Voucher	84.51	BUNYARD HASTY ELECTRIC, INC
17934	8/25/2017	System Generated Check/Voucher	36.00	CINTAS
17935	8/25/2017	System Generated Check/Voucher	343.58	CIRRO ENERGY
17936	8/25/2017	System Generated Check/Voucher	3,805.14	CITY OF SAN ANGELO-ACCOUNTS RECEIVABLE
17937	8/25/2017	System Generated Check/Voucher	4,416.50	CONSTANCIO TIRE AND FLEET
17938	8/25/2017	System Generated Check/Voucher	213.41	CREATIVE BUS SALES, INC
17939	8/25/2017	System Generated Check/Voucher	68.58	CTWP
17941	8/25/2017	System Generated Check/Voucher	494.95	FLORES TIRE & AUTO
17942	8/25/2017	System Generated Check/Voucher	119.13	FRONTIER COMMUNICATIONS
17943	8/25/2017	System Generated Check/Voucher	159.42	LONGHORN OFFICE PRODUCTS, INC
17944	8/25/2017	System Generated Check/Voucher	1,805.11	LYTX, INC
17945	8/25/2017	System Generated Check/Voucher	547.34	O'REILLY'S AUTO PARTS, INC.
17948	8/25/2017	System Generated Check/Voucher	60.00	JOYCE GRAY, SAV-A-LIFE SKILLS
17949	8/25/2017	System Generated Check/Voucher	300.00	STANDARD TIMES
17950	8/25/2017	System Generated Check/Voucher	953.16	SUMMIT TRUCK GROUP OF SAN ANGELO
17951	8/25/2017	System Generated Check/Voucher	90.00	WEST TEXAS FIRE EXTINGUISHER INC
17845	8/31/2017	System Generated Check/Voucher	(276.36)	ANGELO AUTO GLASS
Cleared Checks/Vouchers			761,577.34	

**CVTD  
Reconcile Cash Accounts**

**Detail**

**Cash Account: 1117 Wells Fargo CVTD Bank Acct  
Reconciliation ID: Reconciliation 08/31/2017  
Reconciliation Date: 8/31/2017  
Status: Open**

**Cleared Deposits**

Deposit Number	Document Number	Document Date	Document Description	Document Amount
	CRT4236456	8/2/2017	Bus Fare 08/02/2017	1,181.00
	CRT4236452	8/3/2017	State comptroller doc 5856452 Aug 2017	33,108.00
	CRT4236457	8/3/2017	Bus Fare 08/03/2017	275.00
	CRT4236460	8/4/2017	Cash Receipt 08/04/2017	320.00
	CRT4236461	8/4/2017	Cash receipts 08/04/2017	152.00
	CRT4236462	8/7/2017	State comptroller doc 5899682 Aug 2017	11,952.00
	CRT4236466	8/8/2017	State comptroller doc 5909248 Aug 2017	3,256.00
	CRT4236467	8/8/2017	State comptroller doc 5909249 Aug 2017	6,509.00
	CRT4236476	8/9/2017	Bus Fare 08/09/2017	1,579.00
	CRT4236474	8/10/2017	State comptroller doc 5929365 Aug 2017	17,133.00
	CRT4236475	8/10/2017	AMR EMSC 081017MTAC Aug 2017	13,161.20
	CRT4236487	8/10/2017	Bus Fare 08/10/2017	1,145.00
	CRT4236477	8/11/2017	FTA doc 7975152182 Aug 2017	44,545.00
	CRT4236478	8/11/2017	FTA doc 7975151858 Aug 2017	727.00
	CRT4236479	8/11/2017	FTA doc 7975151992 Aug 2017	78,541.00
	CRT4236488	8/11/2017	Bus Fare 08/11/2017	422.00
	CRT4236489	8/11/2017	Cash Receipts 08/11/2017	4,716.00
	CRT4236490	8/14/2017	Cash receipt 08/14/2017	606.00
	CRT4236500	8/16/2017	Bus Fare 08/16/2017	1,168.00
	CRT4236499	8/17/2017	AMR EMSC 081717MTAC Aug 2017	3,435.00
	CRT4236503	8/17/2017	Cash receipts 08/17/2017	39,426.15
	CRT4236504	8/17/2017	Bus fare 08/17/2017	415.00
	CRT4236510	8/21/2017	Bus Fare 08/21/2017	329.00
	CRT4236507	8/22/2017	State comptroller doc 0507961 Aug 2017	24,639.75
	CRT4236512	8/22/2017	State comptroller doc 0520025 Aug 2017	658,874.00
	CRT4236524	8/22/2017	Bus Fare 08/22/2017	627.00
	CRT4236511	8/23/2017	Bus Fare 08/23/2017	330.00
	CRT4236509	8/24/2017	AMR EMSC 08242017MTAC Aug 2017	18,718.10
	CRT4236516	8/25/2017	Cash Receipts 08/25/2017	7,563.68
	CRT4236517	8/25/2017	FTA doc 7989166000 Aug 2017	90,921.00
	CRT4236518	8/25/2017	FTA doc 7989166164 Aug 2017	949.00
	CRT4236519	8/25/2017	FTA doc 7989166515 Aug 2017	12,250.00
	CRT4236525	8/25/2017	Bus Fare 08/25/2017	761.00
	CRT4236528	8/31/2017	State comptroller doc 0564850 Aug 2017	10,429.00



**CVTD**  
**Reconcile Cash Accounts**

**Detail**

**Cash Account: 1117 Wells Fargo CVTD Bank Acct**  
**Reconciliation ID: Reconciliation 08/31/2017**  
**Reconciliation Date: 8/31/2017**  
**Status: Open**

**Cleared Deposits**

Deposit Number	Document Number	Document Date	Document Description	Document Amount
	CRT4236529	8/31/2017	AMR EMSC 08312017MTAC Aug 2017	7,571.80
	CRT4236532	8/31/2017	Cash Receipt 08/31/2017	5,862.06
	CRT4236533	8/31/2017	Cash Receipt 08/31/2017 Part one of two	1,564.00
	CRT4236535	8/31/2017	Bus Fare 08/31/2017	843.00
Cleared Deposits				1,106,004.74

**CVTD**  
**Reconcile Cash Accounts**

**Detail**

**Cash Account: 1117 Wells Fargo CVTD Bank Acct**  
**Reconciliation ID: Reconciliation 08/31/2017**  
**Reconciliation Date: 8/31/2017**  
**Status: Open**

**Cleared Other Cash Items**

Document Number	Document Date	Document Description	Document Amount
JVT42362026	8/4/2017	Record Transfer of funds from CVTD Aug 2017	(162,253.61)
JVT42362213	8/14/2017	Correct posting CRT4236490 Aug 2017	10.00
JVT42362087	8/15/2017	Record transfer of funds to CVCOG Aug 2017	(117,284.68)
JVT42362184	8/31/2017	Record transfer of funds to CVCOG Aug 2017	(121,123.72)
Cleared Other Cash Items			(400,652.01)

Concho Valley Transit District  
Balance Sheet Reconciliation  
August 31, 2017

FTA/TxDOT Urban AR  
Account 1241

Description	Amount
Aug 2017 request submitted 8/31/17	<u>12,503.00</u> pd 9-21-17
Sub-total FTA TX-90-Y141	<u>12,503.00</u>
Aug 2017 request submitted 8/31/17	<u>3,044.00</u> pd 9-21-17
Sub-total FTA TX-90-Y123	<u>3,044.00</u>
Aug 2017 request submitted 8/31/17	95,300.00 pd 9-21-17
Sub-total FTA TX-90-Y185	<u>95,300.00</u>
July 2017 request submitted 7/31/17	<u>3,219.00</u>
Sub-total TxDOT URB 1701(07)	<u>3,219.00</u>
Grand Total	<u>114,066.00</u>

Concho Valley Transit District  
Balance Sheet Reconciliation  
August 31, 2017

TXDOT Rural  
Account 1242

Description	Amount
July 2017 request submitted 7/31/17	4,760.00 pd 9-22-17
Aug 2017 request submitted 8/31/17	4,760.00
Total State-RUR1702 (07)	<u>9,520.00</u>
July 2017 request submitted 7/31/17	15,813.00
Aug 2017 request submitted 8/31/17	3,657.00
Total State Federal - RPT1602(07)013	<u>19,470.00</u>
July 2017 request submitted 7/31/17	47,438.00
Aug 2017 request submitted 8/31/17	60,510.00
Total State Federal - 5311-2017-CVTD-00017	<u>107,948.00</u>
Grand Total	<u><u>136,938.00</u></u>

Concho Valley Transit District  
Balance Sheet Reconciliation  
August 31, 2017

Accounts Receivable, Grant 697, TxDOT VCR 1603(07)18  
Account 1249

Description	Amount
Dec 2016 Equipment billed 3/13/17	10,030.59 pd 10-3-17
July 2017 request submitted 7/31/17	5,426.41 pd 10-3-17
	-
Total	<u>15,457.00</u>

Concho Valley Transit District  
Balance Sheet Reconciliation  
August 31, 2017

Accounts Receivable, TXDOT VCR 1602(07) 18 Rural  
Account 1250

Description	Amount
Aug 17 request submitted 8/31/17	4,336.00 pd 10-10-17
	-
	<u>4,336.00</u>
Total	<u>4,336.00</u>

Concho Valley Transit District  
Balance Sheet Reconciliation  
August 31, 2017

Accounts Receivable, TXDOT 5310-2016-00039  
Account 1251  
(Mobility Management)

Description	Amount
Aug 17 request submitted 8/31/17	1,171.00 pd 9-28-17
	-
5310-2016-00039 Urban Grant 725	<u>1,171.00</u>
Aug 2017 request submitted 8/31/17	7,420.00 pd 9-28-17
	-
5310-2016-00039 Rural Grant 729	<u>7,420.00</u>
Total	<u>8,591.00</u>

Concho Valley Transit District  
Balance Sheet Reconciliation  
August 31, 2017

Accounts Receivable Medical Transportation  
Account 1300

Description	Amount
AMR billing 0892017	150.80
AMR billing 08162017	475.60
AMR billing 8232017	745.60
AMR billing 8302017	8,596.40
AMR billing 08312017	4,021.60
Total AMR	<u>13,990.00</u>



Concho Valley Transit District  
Balance Sheet Reconciliation  
August 31, 2017

Coke County  
Account 1370

Description	Amount	
Record Membership Dues Aug -17	2,980.67	JVT42362204 pd 9-15-17
Total	<u>2,980.67</u>	

Concho Valley Transit District  
Balance Sheet Reconciliation  
August 31, 2017

Irion County  
Account 1373

Description	Amount		
Record Membership Dues-Aug 17	<u>1,583.01</u>	JVT42362206	pd 9-15-17
	<u>1,583.01</u>		

Concho Valley Transit District  
Balance Sheet Reconciliation  
August 31, 2017

Kimble County  
Account 1374

Description	Amount		
Record Membership Dues Aug-17	1,512.67	JVT4236554	pd 9-15-17

Total	<u>1,512.67</u>		
-------	-----------------	--	--

Concho Valley Transit District  
Balance Sheet Reconciliation  
August 31, 2017

Schleicher County  
Account 1378

Description	Amount		
Record Membership Dues Aug- 17	3,429.73	JVT42362210	pd 9-15-17
	-		
Total	<u>3,429.73</u>		

Concho Valley Transit District  
Balance Sheet Reconciliation  
August 31, 2017

Sterling County  
Account 1379

Description	Amount		
Record Membership Dues Aug-17	<u>1,139.93</u>	JVT42362211	pd 9-15-17
	<u>1,139.93</u>		

Concho Valley Transit District  
Balance Sheet Reconciliation  
August 31, 2017

Workforce Solutions (Arbor ET)  
Account 1382

Description	Amount		
Bus Pass Invoice 05302017-WFS May-17	<u>30.00</u>	JVT42361904	pd 9-18-17
Total	<u>30.00</u>		

Concho Valley Transit District  
Balance Sheet Reconciliation  
August 31, 2017

Angelo State University - Ram Tram  
Account 1387

Description	Amount
RAM Tram inv 083017	<u>2,000.60</u> JVT42362214
	<u>2,000.60</u>

Concho Valley Transit District  
Balance Sheet Reconciliation  
August 31, 2017

CV Area Agency on Aging  
Account 1389

Description	Amount		
Record Inv 060117-5310-U-Aug 17	25,272.00	JVT42362217	pd 9-15-17
	-		
Total	<u>25,272.00</u>		



Concho Valley Transit District  
Balance Sheet Reconciliation  
August 31, 2017

CV Foster Grandparent  
Account 1390

Description	Amount		
Record Inv 08012017-FGP-Aug 17	322.00	JVT42362216	pd 9-15-17
	-		
Total	<u>322.00</u>		

Concho Valley Transit District  
 Balance Sheet Reconciliation  
 August 31, 2017

Account Receivable  
 Account 1391

Description	Amount		
ECL 08152017-Aug17	500.00	JVT42362183	pd 9-8-17
Bus Passes	500.00		
Target 082317	900.00	JVT42361889	pd 9-8-17
SA Chamber 080317	300.00	JVT42361893	*
SA Chamber 081717	300.00	JVT42361894	*
ASU 082717	800.00	JVT42361898	pd 9-8-17
Charters	2,300.00		
McDonald Transit reimb for VH travel	481.40	JVT42362069	pd 9-15-17
Other	481.40		
Total	<u>3,281.40</u>		

\* CVTD staff contacted Chamber regarding payment

Concho Valley Transit District  
Balance Sheet Reconciliation  
August 31, 2017

CV Senior Companion  
Account 1393

Description	Amount		
Record Inv 08012017-SCP-Aug 17	<u>78.00</u>	JVT42362215	pd 9-15-17
Total	<u>78.00</u>		

**CVTD**  
Aged Payables by Due Date - Outstanding AP  
Aging Date - 9/1/2016  
From 9/1/2016 Through 8/31/2017

Vendor Name	Invoice Date	Invoice Number	Current	1 - 30 Days Past Due	31 - 60 Days Past Due	61 - 90 Days Past Due	Over 90 Days Past Due	Total
WEST TEXAS FIRE EXTINGUISHER INC	1/23/2017	0150596a	23.80	0.00	0.00	0.00	0.00	23.80
	8/15/2017	0160333	671.41	0.00	0.00	0.00	0.00	671.41
	8/22/2017	0160656	232.38	0.00	0.00	0.00	0.00	232.38
	8/23/2017	0160718	668.10	0.00	0.00	0.00	0.00	668.10
	8/31/2017	0161119	16.77	0.00	0.00	0.00	0.00	16.77
JOYCE GRAY, SAV-A-LIFE SKILLS	8/25/2017	082317 Transit	60.00	0.00	0.00	0.00	0.00	60.00
DIX KEY SHOP	8/23/2017	107891	48.20	0.00	0.00	0.00	0.00	48.20
ORTEGA MOBILE WASH	8/26/2017	109	625.00	0.00	0.00	0.00	0.00	625.00
ENGINE PRO MACHINE LLC	7/12/2017	12058	221.04	0.00	0.00	0.00	0.00	221.04
	8/15/2017	12139	221.04	0.00	0.00	0.00	0.00	221.04
	8/18/2017	12146	221.04	0.00	0.00	0.00	0.00	221.04
	8/21/2017	12154	221.04	0.00	0.00	0.00	0.00	221.04
	8/21/2017	12155	1,257.97	0.00	0.00	0.00	0.00	1,257.97
	8/22/2017	12160	221.04	0.00	0.00	0.00	0.00	221.04
	8/23/2017	12163	221.04	0.00	0.00	0.00	0.00	221.04
	8/28/2017	12168	670.10	0.00	0.00	0.00	0.00	670.10
	8/28/2017	12169	221.04	0.00	0.00	0.00	0.00	221.04
	8/30/2017	12174	975.91	0.00	0.00	0.00	0.00	975.91
	8/30/2017	12175	1,422.84	0.00	0.00	0.00	0.00	1,422.84
	8/30/2017	12178	221.04	0.00	0.00	0.00	0.00	221.04
	8/31/2017	12179	423.97	0.00	0.00	0.00	0.00	423.97
TEXAN TRUCK WASH, LLC	8/31/2017	13302	30.00	0.00	0.00	0.00	0.00	30.00
	8/31/2017	13306	30.00	0.00	0.00	0.00	0.00	30.00
O'REILLY'S AUTO PARTS, INC.	7/25/2017	1613-353744	110.22	0.00	0.00	0.00	0.00	110.22
	8/12/2017	1613-359216	78.94	0.00	0.00	0.00	0.00	78.94
	8/14/2017	1613-359594	116.39	0.00	0.00	0.00	0.00	116.39
	8/17/2017	1613-360450	46.46	0.00	0.00	0.00	0.00	46.46
	8/17/2017	1613-360533	87.00	0.00	0.00	0.00	0.00	87.00
	8/22/2017	1613-361849	282.16	0.00	0.00	0.00	0.00	282.16
	8/25/2017	1613-362699	169.00	0.00	0.00	0.00	0.00	169.00
STANDARD TIMES	8/25/2017	1733282	300.00	0.00	0.00	0.00	0.00	300.00
CITYOF SAN ANGELO UTILITY BILLING	8/15/2017	178813-197... 07-17	86.10	0.00	0.00	0.00	0.00	86.10
	8/15/2017	178815-488... 07-17	331.34	0.00	0.00	0.00	0.00	331.34
BUG EXPRESS	8/28/2017	20028373	50.00	0.00	0.00	0.00	0.00	50.00

**CVTD**  
Aged Payables by Due Date - Outstanding AP  
Aging Date - 9/1/2016  
From 9/1/2016 Through 8/31/2017

Vendor Name	Invoice Date	Invoice Number	Current	1 - 30 Days Past Due	31 - 60 Days Past Due	61 - 90 Days Past Due	Over 90 Days Past Due	Total
AUTOMATIC FIRE PROTECTION, INC.	8/24/2017	27765	461.50	0.00	0.00	0.00	0.00	461.50
WEST TEXAS REHABILITAT... CENTER	8/31/2017	30442	640.00	0.00	0.00	0.00	0.00	640.00
JIM BASS FORD, INC.	8/15/2017	3235321	46.19	0.00	0.00	0.00	0.00	46.19
	8/9/2017	3237784	44.47	0.00	0.00	0.00	0.00	44.47
	8/15/2017	3238109	144.00	0.00	0.00	0.00	0.00	144.00
	8/15/2017	3238129	186.40	0.00	0.00	0.00	0.00	186.40
	8/18/2017	3238354	339.33	0.00	0.00	0.00	0.00	339.33
LONGHORN OFFICE PRODUCTS, INC	8/22/2017	373143-0	667.51	0.00	0.00	0.00	0.00	667.51
	8/23/2017	373143-1	50.38	0.00	0.00	0.00	0.00	50.38
SUMMIT TRUCK GROUP OF SAN ANGELO	8/28/2017	404208700	131.78	0.00	0.00	0.00	0.00	131.78
WEST CENTRAL WIRELESS	8/16/2017	40675990	331.07	0.00	0.00	0.00	0.00	331.07
EJS DETAIL	6/6/2017	422759	30.00	0.00	0.00	0.00	0.00	30.00
	6/6/2017	422760	30.00	0.00	0.00	0.00	0.00	30.00
	7/28/2017	422794	60.00	0.00	0.00	0.00	0.00	60.00
TEXAS COMMUNICA... INC.	6/1/2017	42326	82.80	0.00	0.00	0.00	0.00	82.80
CINTAS	8/24/2017	439178783	18.00	0.00	0.00	0.00	0.00	18.00
	8/31/2017	439180008	18.00	0.00	0.00	0.00	0.00	18.00
MAC HAIK FORD LINCOLN	7/24/2017	454563	461.10	0.00	0.00	0.00	0.00	461.10
CITY OF SAN ANGELO-ACC... RECEIVABLE	8/31/2017	47769	19,387.58	0.00	0.00	0.00	0.00	19,387.58
FLORES TIRE & AUTO	8/24/2017	5290	140.97	0.00	0.00	0.00	0.00	140.97
	8/22/2017	5491	1,004.94	0.00	0.00	0.00	0.00	1,004.94
YARDER MANUFACTU...	8/23/2017	58665	4,336.57	0.00	0.00	0.00	0.00	4,336.57
CONSTANCIO TIRE AND FLEET	8/21/2017	761430	1,237.50	0.00	0.00	0.00	0.00	1,237.50
ANGELO RO EXPRESS, LLC	8/14/2017	849	98.00	0.00	0.00	0.00	0.00	98.00

**CVTD**  
Aged Payables by Due Date - Outstanding AP  
Aging Date - 9/1/2016  
From 9/1/2016 Through 8/31/2017

Vendor Name	Invoice Date	Invoice Number	Current	1 - 30 Days Past Due	31 - 60 Days Past Due	61 - 90 Days Past Due	Over 90 Days Past Due	Total
ANGELO TIRE AND ALIGNMENT LLC	8/11/2017	91562	320.40	0.00	0.00	0.00	0.00	320.40
	8/19/2017	91723	192.10	0.00	0.00	0.00	0.00	192.10
	8/22/2017	91807	92.28	0.00	0.00	0.00	0.00	92.28
	8/25/2017	91887	102.55	0.00	0.00	0.00	0.00	102.55
	8/26/2017	91907	35.00	0.00	0.00	0.00	0.00	35.00
	8/28/2017	91943	627.77	0.00	0.00	0.00	0.00	627.77
	8/31/2017	91989	37.50	0.00	0.00	0.00	0.00	37.50
EJS DETAIL	4/19/2017	923183	210.00	0.00	0.00	0.00	0.00	210.00
ERNEST GOMEZ	8/31/2017	EG 8-17	30.00	0.00	0.00	0.00	0.00	30.00
ANGELO AUTO GLASS	6/27/2017	I056150	276.36	0.00	0.00	0.00	0.00	276.36
SHELL FLEET NAVIGATOR	9/1/2017	ps303 09012017	13,323.37	0.00	0.00	0.00	0.00	13,323.37
VICENTE HUERTA	8/31/2017	VH0817	400.00	0.00	0.00	0.00	0.00	400.00
Report Total			56,177.80	0.00	0.00	0.00	0.00	56,177.80

Concho Valley Transit District  
Balance Sheet Reconciliation  
August 31, 2017

AP Owed to CVCOG  
Account 2112

<u>Date</u>	<u>Description</u>	<u>\$ Amount</u>
8/1/2017	Beginning Balance	279,385.80
8/4/2017	Payment received	(162,253.61)
8/15/2017	Payment received	(117,284.68)
8/31/2017	Payment received	(121,123.72)
	McDonald Transportation Travel	18.00
	Grant 018-Expenses paid by CVCOG	3,309.56
	Grant 711-Expenses paid by CVCOG	153,381.31
	Grant 712-Expenses paid by CVCOG	83,512.14
	Grant 725-Expenses paid by CVCOG	1,398.01
	Grant 729-Expenses paid by CVCOG	8,685.75
	Total Amount owed to CVCOG	<u>129,028.56</u>

Concho Valley Transit District  
 Balance Sheet Reconciliation  
 August 31, 2017

AP Clearing Account  
 Account 2115

<u>Date</u>	<u>Description</u>	<u>\$ Amount</u>
8/31/2017	Accrue R.Herrera pay period 8-16 thru 8-31-17	583.68 JVT10715344
8/31/2017	Accrue Atmos Energy 4019946371 08-17 08/9-08/31/2017 Aug 2017	36.57 JVT42362257
8/31/2017	Accrue Atmos Energy 3043372857 08-17 08/9-08/31/2017 Aug 2017	38.64 JVT42362259
8/31/2017	Accrue WF Frontier Comm 3259478286 08-17 8/13- 8/31/17	36.37 JVT42362262
8/31/2017	Accrue COSA 178815-48822 Aug-17	201.02 JVT42362308
8/31/2017	Accrue COSA 178813-197384 Aug-17	60.03 JVT42362309
8/31/2017	Accrue FEDEX 810598365516	45.28 JVT42362338
8/31/2017	Accrue FEDEX 810598365527	35.82 JVT42362339
8/31/2017	Accrue CTWP 892359 8/29 - 8/31/17	6.63 JVT42362342
8/31/2017	Accrue COSA 197096 Aug-17	2.34 JVT42362371
8/31/2017	Accrue COSA 189316 Aug-17	2.40 JVT42362373
8/31/2017	Accrue Cirro Energy 196001192500 Aug-17	181.28 JVT42362374
8/31/2017	Accrue AT&T Mobility 287237432420X092417 8/17- 8/31/17	684.11 JVT42362382
8/31/2017	Accrue A.Sanchez cell reimb Aug-17	30.00 JVT42362351
8/31/2017	Accrue Homemotors 104261	155.00 JVT42362349
8/31/2017	Accrue Fontier Comm 3258698020 8/28 - 8/31/17	15.28 JVT10715342
8/31/2017	Accrue Crockett County Telephone 7/1 - 8/31/17	231.04 JVT10715346
		-
Total		<u><u>2,345.49</u></u>

Note: Accruals will reverse in September



Concho Valley Transit District  
Balance Sheet Reconciliation  
August 31, 2017

Deferred Income-Deferred Charter Payment  
Account 2914

<u>Date</u>	<u>Description</u>	<u>\$ Amount</u>
8/31/2017	Charter payment received in advance	200.00 CRT4236532
	Rental for 12/22/17 - BG Sanders	-
	Total	<u>200.00</u>

Concho Valley Transit District  
Balance Sheet Reconciliation  
August 31, 2017

Deferred Income-Insurance Vehicle Repair  
Account 2915

<u>Date</u>	<u>Description</u>	<u>\$ Amount</u>	<u>VIN #</u>		
11/18/2016	E-Deposit TML Ck AU045715 #15-15	54,847.00	4214	CRT10712287	*
6/2/2017	Deposit TML Ck 5344611 claim PR57172 fence	3,298.88	1800	CRT4236347	**
	Total Amount owed to CVCOG	<u>58,145.88</u>			

\* In process of repairing vehicles, TXDOT approved

\*\* Quotes are in process to repair the fence

Concho Valley Transit District  
 Balance Sheet Reconciliation  
 August 31, 2017

Deferred Income - Medicaid Transportation  
 Account 2919

Description	Amount	
AMR billing 09082016	4,111.00	JVT11721500
AMR billing 09132016	9,320.40	JVT11721511
AMR billing 09222016	11,784.60	JVT11721549
AMR billing 09282016	14,003.00	JVT11721556
AMR billing 10102016	13,324.70	JVT10714858
AMR billing 10212016	10,394.80	JVT42361041
AMR billing 10182016	10,919.90	JVT42361044
AMR billing 11012016	12,038.10	JVT42361049
AMR billing 11102016	13,572.80	JVT42361061
AMR billing 11112016	9,364.00	JVT42361058
AMR billing 11182016	11,945.60	JVT42361079
AMR billing 11282016	11,230.30	JVT42361088
AMR billing 11302016	7,295.00	JVT42361089
AMR billing 12062016	7,133.20	JVT42361210
AMR billing 12142016	9,176.20	JVT42361220
AMR billing 12062016	2,664.80	JVT42361211
AMR billing 01042017	9,684.60	JVT42361214
AMR billing 01062017	6,362.00	JVT42361215
AMR billing 01102017	9,963.40	JVT42361286
AMR billing 01172017	9,913.60	JVT42361287
AMR billing 01242017	7,876.80	JVT42361288
AMR billing 01312017	10,061.50	JVT42361289
AMR billing 02072017	7,345.60	JVT42361290
AMR billing 02142017	8,906.20	JVT42361326
AMR billing 02222017	10,394.00	JVT42361333
AMR billing 02282017	9,973.80	JVT42361335
AMR billing 03072017	8,881.50	JVT42361369
AMR billing 03142017	10,346.40	JVT42361423
AMR billing 03212017	7,032.60	JVT42361483
AMR billing 03282017	10,921.40	JVT42361778
AMR billing 04102017	9,325.00	JVT42361532
AMR billing 04132017	11,211.00	JVT42361569
AMR billing 04182017	8,329.20	JVT42361579
AMR billing 04252017	7,594.20	JVT42361591
AMR billing 0522017	10,764.60	JVT42361615
AMR billing 05162017	8,917.60	JVT42361673
AMR billing 05182017	6,521.20	JVT42361693
AMR billing 05232017	8,724.80	JVT42361713
AMR billing 05302017	7,652.10	JVT42361761
AMR billing 06052017	4,656.00	JVT42361777
AMR billing 06172017	6,993.60	JVT42361852
AMR billing 06272017	7,279.70	JVT42361876
AMR billing 06202017	7,735.20	JVT42361948
AMR billing 07062017	7,635.00	JVT42361887
AMR billing 07122017	6,709.10	JVT42361949
AMR billing 07192017	6,254.20	JVT42361950
AMR billing 07262017	6,311.80	JVT42362255
AMR billing 08012017	7,904.50	JVT42362005
AMR billing 08162017	8,095.00	JVT42362100
AMR billing 08232017	8,069.80	JVT42362148
AMR billing 08302017	8,596.40	JVT42362169
AMR billing 08312017	66.40	JVT42362455
AMR billing 08312017	4,021.60	JVT42362225
AMR billing 08092017	8,070.40	JVT42362256

Account 2919

Cont. page 2

Nov 2016 Funds Applied	(170.06)	Grant 725
Dec 2016 Funds Applied	(5,070.69)	Grant 681
Dec 2016 Funds Applied	(2,224.82)	Grant 682
Dec 2016 Funds Applied	(6,977.03)	Grant 690
Dec 2016 Funds Applied	(266.62)	Grant 725
Jan 2017 Funds Applied	(1,106.86)	Grant 682
Mar 2017 Funds Applied	(712.79)	Grant 018 Extended Transp
Mar 2017 Funds Applied	(1,071.79)	Grant 725
Apr 2017 Funds Applied	(2,070.84)	Grant 018 Extended Transp
Apr 2017 Funds Applied	(0.16)	Grant 713
Apr 2017 Funds Applied	(1,076.81)	Grant 725
May 2017 Funds Applied	(2,092.64)	Grant 725
May 2017 Funds Applied	(3.47)	Grant 729
May 2017 Funds Applied	(2,627.23)	Grant 018 Extended Transp
June 2017 Funds Applied	(2,117.44)	Grant 018 Extended Transp
June 2017 Funds Applied	(220.75)	Grant 018 Extended Transp
June 2017 Funds Applied	(0.56)	Grant 732
June 2017 Funds Applied	(1,232.44)	Grant 725
June 2017 Funds Applied	(694.06)	Grant 729
June 2017 Funds Applied	(0.50)	Grant 720
June 2017 Funds Applied	(19,842.60)	Grant 711
July 2017 Funds Applied	(349.51)	Grant 725
July 2017 Funds Applied	(1,331.85)	Grant 729
July 2017 Funds Applied	(1.38)	Grant 697
July 2017 Funds Applied	(1,440.69)	Grant 018 Extended Transp
July 2017 Funds Applied	(74,797.37)	Grant 711
Aug 2017 Funds Applied	(3,309.56)	Grant 018 Extended Transp
Aug 2017 Funds Applied	(0.57)	Grant 698
Aug 2017 Funds Applied	(171,468.55)	Grant 711
Aug 2017 Funds Applied	(137,086.20)	Grant 712
Aug 2017 Funds Applied	(227.01)	Grant 725
Aug 2017 Funds Applied	(1,265.75)	Grant 729
Uncollectible AMR Year End	(8,531.60)	JVT42362388
Total	<u>13,990.00</u>	

**CVTD**  
Statement of Revenues and Expenditures - CVTD Statement of Revenue and Expenditures  
From 9/1/2016 Through 8/31/2017

	<u>Current Period Actual</u>	
<b>Revenue</b>		
FTA TX-04-0046-01, CFDA 20.500	138,885.00	4130
FTA TX-90-Y123-00, CFDA 20.507	60,045.00	4135
FTA TX-90-Y141-00, CFDA 20.507	320,748.00	4137
FTA TX-2016-078-00, CFDA 20.507	946,465.00	4138
TXDOT RCTP-2017-00074, CFDA 20.515	16,885.00	4218
TXDOT VCR1403(07)03, 51407F7265, CFDA 20.526	(277,122.00)	4240
TXDOT REG1601(24)22, PO7754, CFDA 20.505	(5,484.67)	4242
TXDOT 5311-2106-CVTD-00118, CFDA 20.509	438,890.92	4245
TXDOT VCR 1603(07)18, PO8420, CFDA 20.526	292,579.00	4274
TXDOT VCR 1602(07)18, PO8435, CFDA 20.526	4,336.00	4275
TXDOT ED 1601(07)30, PO7614, CFDA 20.513	23,654.59	4277
TXDOT TIGER 2016-00259, CFDA	658,874.00	4278
TXDOT 5310-ED-Mobility Mngt, CFDA 20.513	60,000.00	4284
RTAP-2016-00020 Rodeo, CFDA 20.509	33,108.00	4287
TXDOT 5311-2017-CVTD-00017, CFDA 20.509	107,948.00	4289
TXDOT State-Urban	212,672.00	4318
TXDOT State-Rural	402,453.00	4319
Transportation Toll Credits	105,587.00	4412
Program Income	156,600.53	4522
Local Revenue	137,226.77	4523
Transit Charter Fees	20,900.00	4525
Sale of Equipment	6,266.00	4711
TML Insurance Payment	14,980.52	4712
Revenue County Cash Match	347,433.55	4756
COSA Funds	398,147.00	4758
Medicaid Tnsp Rev Transit Dist	440,858.60	4759
Transp Aging Vendor Cont	177,294.00	4763
<b>Total Revenue</b>	<u>5,240,230.81</u>	
<b>Expenditures</b>		
Salaries/Wages	269,550.06	5110
Transit Road Supervisors	60,884.28	5111
Sick Leave	43,061.53	5113
Jury Duty	830.26	5115
General Overtime Wages	3,636.72	5118
General Double Time	347.44	5119
Holiday Leave	35,246.36	5120
Bereavement Leave	1,839.46	5121
Vacation Time Allocation	91,927.22	5150
Medicare Tax	22,119.26	5151
OASDI	387.54	5152
Workers Comp Insurance	64,190.51	5172
SUTA	2,476.22	5173
Health Insurance Benefit	305,241.96	5174
Dental Insurance Benefit	13,141.95	5175
Life Insurance Benefits	12,540.98	5176
Retirement	214,646.16	5181
Indirect Costs	365,070.63	5199
Uniforms	5,733.31	5203
Driver Wages	1,022,718.23	5210
Program Pass-Thru	33,108.56	5212
Lead Customer Service Wages	18,424.32	5213

**CVTD**  
Statement of Revenues and Expenditures - CVTD Statement of Revenue and Expenditures  
From 9/1/2016 Through 8/31/2017

	<u>Current Period Actual</u>	
Dispatch/Customer Service Wages	69,013.14	5217
Driver Overtime Wages	10,508.83	5218
Dispatch/Customer Service Overtime Wages	523.53	5219
Lead Customer Service Overtime Wages	68.08	5220
Driver Double Time	6,341.40	5222
Lead Customer Service Double Time	365.76	5224
Audit & Legal	16,735.95	5231
Management Service Fees	142,800.00	5292
Travel-In Region	3,470.49	5309
Travel-Out of Region	11,146.78	5310
Fuel	328,656.03	5351
Lubricant, Oil, Other Fluids(except Fuel)	17,369.63	5352
Accident/Vandalism Vehicle Repair	1,146.27	5360
Unscheduled Vehicle Maintenance	145,642.45	5361
Scheduled Preventative Maintenance	60,194.98	5362
Tires	48,366.08	5363
Rent	12,677.60	5411
Shop & Yard Space	120,000.00	5414
Utilities	1,300.19	5431
Bldg Maintenance	2,041.28	5451
Supplies	14,344.59	5510
Supplies - Bus/Service Vehicles	2,742.97	5516
Parts Supplies	3,212.86	5520
Capital Technology Hardware	38,787.73	5619
Project Equipment	25,230.43	5621
Computers/Software	52,180.77	5622
Capital Equipment	(272,785.43)	5623
Capital-Replace Van	43,750.00	5625
Capital-Bus <30'	892,246.50	5626
Copier	997.67	5632
Insurance	72,896.62	5711
Communications - Bus	37,098.51	5712
Cell Phones	23,009.78	5713
Internet	772.20	5714
Printing	6,207.97	5721
Ads & Promotions	2,024.58	5722
Publications	1,362.75	5723
Repeater Rental	5,288.46	5732
Radio Maintenance	415.58	5733
Capital Construction	196,241.09	5736
Training	16,820.00	5751
Dues and fees	7,473.74	5753
Communications	11,670.48	5761
Postage/freight	3,641.70	5762
Other	4,447.02	5791
Coffee Expense	747.48	5792
Physicals	1,104.00	5793
Anti Drug Program	7,740.00	5795
Safety	7,183.74	5796
Multi-Modal Supplies	8,183.38	5810
Multi-Modal Insurance	8,814.00	5811
Multi-Modal Internet	20,459.25	5814
Multi-Modal Utilities	21,236.43	5831

**CVTD**  
Statement of Revenues and Expenditures - CVTD Statement of Revenue and Expenditures  
From 9/1/2016 Through 8/31/2017

	<u>Current Period Actual</u>	
Multi-Modal Building Maintenance	16,566.93	5851
Multi-Modal Communications	1,295.19	5861
Transportation Toll Credits	<u>105,587.00</u>	6999
Total Expenditures	<u>4,974,487.40</u>	
Excess Revenue over Expenditures	<u><u>265,743.41</u></u>	

CVTD  
 Expenditure Journal - All Grant Exp MTD  
 From 8/1/2017 Through 8/31/2017

Grant Code	Grant Title	General Ledger Expenditures	Account Payable Expenditures	Total
018	Extended Medical Transp Program	3,309.56	0.00	3,309.56
698	Grant 698, VCR 1602(07)18 Rural	867.00	4,336.57	5,203.57
711	Grant 711, CVTD Urban FY 16-17	155,239.72	63,493.12	218,732.84
712	Grant 712, CVTD Rural FY 16-17	97,322.59	33,858.52	131,181.11
725	Grant 725, 5310-2016-00039 Mobility Urban	1,632.01	0.00	1,632.01
729	Grant 729, 5310-2016-00039 Mobility Rural	10,169.75	0.00	10,169.75
738	Grant 738, CVTD Rural FY 17-18	(16.08)	0.00	(16.08)
Report Total		<u>268,524.55</u>	<u>101,688.21</u>	<u>370,212.76</u>



CVTD  
Expenditure Journal - All Grant Exp YTD  
From 9/1/2016 Through 8/31/2017

Grant Code	Grant Title	General Ledger Expenditures	Account Payable Expenditures	Total
018	Extended Medical Transp Program	12,499.30	0.00	12,499.30
566	Grant 566, FTA TX-04-0046	17.19	196,223.90	196,241.09
657	Grant 657, CVTD Rural FY 14-15	16.22	(16.22)	0.00
670	Grant 670, VCR 1403(07)03 Urban	(320,878.00)	0.00	(320,878.00)
681	Grant 681, CVTD Urban FY 15-16	5,197.40	(126.71)	5,070.69
682	Grant 682, CVTD Rural FY 15-16	3,083.72	247.96	3,331.68
690	Grant 690, Regional Planning FY 15-16	1,492.36	0.00	1,492.36
697	Grant 697, VCR 1603(07)18 Urban	342,021.25	12,167.13	354,188.38
698	Grant 698, VCR 1602(07)18 Rural	867.00	4,336.57	5,203.57
699	Grant 699, ED 1601(07)30	8,331.53	14,019.20	22,350.73
711	Grant 711, CVTD Urban FY 16-17	1,673,796.27	831,517.57	2,505,313.84
712	Grant 712, CVTD Rural FY 16-17	978,411.15	345,547.38	1,323,958.53
713	Grant 713, Regional Planning 16-17	16,885.16	0.00	16,885.16
720	Grant 720, TIGER Award FY 16-17	75,065.00	658,874.50	733,939.50
725	Grant 725, 5310-2016-00039 Mobility Urban	54,486.88	0.00	54,486.88
729	Grant 729, 5310-2016-00039 Mobility Rural	27,295.13	0.00	27,295.13
732	Grant 732, RTAP-2016-00020 Rodeo	0.00	33,108.56	33,108.56
738	Grant 738, CVTD Rural FY 17-18	<u>0.00</u>	<u>0.00</u>	0.00
				0.00
Report Total		<u>2,878,587.56</u>	<u>2,095,899.84</u>	<u>4,974,487.40</u>

CONCHO VALLEY TRANSIT DISTRICT  
September 2016 through August 2017

URBAN PROGRAM		SEPT	OCT	NOV	DEC	JAN	FEB	MAR	APR	MAY	JUN	JUL	AUG	TOTAL	Less Previous Request	BUDGET	Variance
<b>TOTAL EXPENSE</b>		<b>185,418.43</b>	<b>188,301.78</b>	<b>165,974.23</b>	<b>313,637.65</b>	<b>200,087.01</b>	<b>183,174.69</b>	<b>227,547.43</b>	<b>163,766.38</b>	<b>206,200.04</b>	<b>238,123.43</b>	<b>213,420.62</b>	<b>218,732.84</b>	<b>2,510,384.53</b>		<b>3,145,064.51</b>	<b>634,679.98</b>
Urban - 5307	Grant 711	URB 1701 (07)															
STATE-U-2016-00174	STATE	Period 9/1/16 thru 9/30/17															
Preventative Maint	11.7A.00	3,975.00	3,244.00	1,993.00	2,626.00	968.00	2,858.00	4,300.00	2,344.00	-	7,613.00	-	-	29,921.00	-	29,921.00	-
Third Party Contract	11.71.11	2,320.00	2,480.00	9,480.00	4,760.00	160.00	9,360.00	4,760.00	4,760.00	-	9,520.00	3,219.00	-	50,819.00	-	50,819.00	-
Operating	30.09.01	8,432.00	64,347.00	53,223.00	5,930.00	-	-	-	-	-	-	-	-	131,932.00	-	181,497.00	49,565.00
<b>TOTAL</b>		<b>14,727.00</b>	<b>70,071.00</b>	<b>64,696.00</b>	<b>13,316.00</b>	<b>1,128.00</b>	<b>12,218.00</b>	<b>9,060.00</b>	<b>7,104.00</b>	<b>-</b>	<b>17,133.00</b>	<b>3,219.00</b>	<b>-</b>	<b>212,672.00</b>	<b>-</b>	<b>262,237.00</b>	<b>49,565.00</b>
TX-2016-078-01-00 Y185	Grant 711	Grant Award started October 2016															
FED	30.09.01	-	29,484.00	60,776.00	74,928.00	73,612.00	71,234.00	72,962.00	(18,929.00)	81,649.00	78,541.00	90,921.00	95,300.00	710,478.00	-	1,070,707.00	360,229.00
Operations	11.7C.00	-	-	-	-	-	-	-	139,987.00	-	-	-	-	139,987.00	-	139,987.00	-
ADA	11.7.00	-	-	-	-	-	-	-	-	-	-	-	-	-	-	-	92,949.00
Prev Maint	11.46.01	-	-	-	-	-	-	-	-	-	-	-	-	-	-	-	228.00
Cap Lease	11.46.05	-	-	-	96,000.00	-	-	-	-	-	-	-	-	96,000.00	-	96,000.00	228.00
Lease Yards		-	-	-	-	-	-	-	-	-	-	-	-	-	-	-	-
<b>TOTAL</b>	CFDA 20.507	<b>-</b>	<b>29,484.00</b>	<b>60,776.00</b>	<b>170,928.00</b>	<b>73,612.00</b>	<b>71,234.00</b>	<b>72,962.00</b>	<b>121,058.00</b>	<b>81,649.00</b>	<b>78,541.00</b>	<b>90,921.00</b>	<b>95,300.00</b>	<b>946,465.00</b>	<b>-</b>	<b>1,399,871.00</b>	<b>453,406.00</b>
FTA TX-90-Y141	Grant 681, 711	Grant Award started September 2015															
FED	30.09.01	75,016.00	45,595.00	-	63.00	-	-	-	-	-	-	-	-	120,674.00	644,963.00	765,637.00	-
Operations	11.7C.00	-	-	-	-	-	-	-	-	-	-	-	-	137,585.00	137,585.00	-	-
ADA	11.7.00	17,448.00	15,121.00	10,236.00	12,855.00	6,241.00	13,658.00	19,521.00	12,950.00	19,010.00	44,100.00	10,765.00	12,058.00	193,963.00	133,751.00	362,907.00	35,193.00
Prev Maint	11.46.01	175.00	445.00	445.00	445.00	445.00	445.00	445.00	445.00	445.00	445.00	445.00	445.00	5,071.00	1,399.00	6,518.00	48.00
Cap Lease	11.7D.02	-	-	-	-	-	-	-	-	-	-	-	-	-	3,200.00	3,200.00	-
Employee Training	11.46.05	-	-	-	-	-	-	-	-	-	-	-	-	-	96,000.00	96,000.00	-
Lease Yards	44.21.00	-	-	-	-	-	-	-	-	-	-	-	-	1,040.00	2,960.00	4,000.00	-
Prg Suprt Admin	CFDA 20.507	<b>92,639.00</b>	<b>61,161.00</b>	<b>10,681.00</b>	<b>13,363.00</b>	<b>6,686.00</b>	<b>14,103.00</b>	<b>19,966.00</b>	<b>13,396.00</b>	<b>19,455.00</b>	<b>44,545.00</b>	<b>12,250.00</b>	<b>12,503.00</b>	<b>320,748.00</b>	<b>1,019,858.00</b>	<b>1,375,847.00</b>	<b>35,241.00</b>
FTA TX-90-Y123	Grant 656,681,711	Grant Award started September 2014															
FED	30.09.01	-	-	-	-	-	-	-	-	-	-	-	-	-	890,956.00	890,956.00	-
Operations	11.42.20	-	-	-	15,464.00	-	-	-	-	-	727.00	949.00	3,044.00	20,184.00	-	51,000.00	30,816.00
Misc Support Equip	11.42.08	-	-	-	4,440.00	9,585.00	-	25,836.00	-	-	-	-	-	39,861.00	-	48,147.00	8,286.00
ADP Software	11.7C.00	-	-	-	-	-	-	-	-	-	-	-	-	-	137,817.00	137,817.00	-
ADA	11.7.00	-	-	-	-	-	-	-	-	-	-	-	-	-	144,694.00	144,694.00	-
Prev Maint	11.46.01	-	-	-	-	-	-	-	-	-	-	-	-	-	8,341.00	8,341.00	-
Cap Lease	11.46.05	-	-	-	-	-	-	-	-	-	-	-	-	-	96,000.00	96,000.00	-
Lease Yards	44.24.00	-	-	-	-	-	-	-	-	-	-	-	-	-	1,215.00	1,215.00	-
Short Range Planning	CFDA 20.507	<b>-</b>	<b>-</b>	<b>-</b>	<b>4,440.00</b>	<b>25,049.00</b>	<b>-</b>	<b>25,836.00</b>	<b>-</b>	<b>-</b>	<b>727.00</b>	<b>949.00</b>	<b>3,044.00</b>	<b>60,045.00</b>	<b>1,279,023.00</b>	<b>1,378,170.00</b>	<b>39,102.00</b>
<b>Total Government Funding</b>		<b>107,366.00</b>	<b>160,716.00</b>	<b>136,153.00</b>	<b>202,047.00</b>	<b>106,475.00</b>	<b>97,555.00</b>	<b>127,824.00</b>	<b>141,558.00</b>	<b>101,104.00</b>	<b>140,946.00</b>	<b>107,339.00</b>	<b>110,847.00</b>	<b>1,539,930.00</b>	<b>2,298,881.00</b>	<b>4,416,125.00</b>	<b>577,314.00</b>
<b>OTHER REVENUE</b>																	
Program Revenue		12,402.45	12,611.43	11,617.27	12,646.95	10,036.76	10,939.35	11,568.04	9,569.09	10,712.52	10,544.00	7,889.35	10,483.00	131,020.21		160,000.00	28,979.79
Charter		4,460.00	1,660.00	1,500.00	3,360.00	2,040.00	500.00	860.00	400.00	520.00	6,160.00	(1,960.00)	4,483.00	23,983.00		45,800.00	21,817.00
Aging		-	4,131.00	3,780.00	(3,608.00)	-	11,299.00	4,637.00	8,691.00	19,318.00	24,135.00	21,357.00	25,672.00	119,412.00		127,200.00	7,788.00
COSA Funds		-	-	-	385,391.00	-	-	-	-	-	-	-	-	385,391.00		385,391.00	-
Tom Green		54,480.22	-	-	-	-	-	-	-	-	-	-	-	54,480.22		54,500.00	19.78
Sale of Equipment		-	-	-	-	-	-	1,016.00	4,175.00	-	-	-	-	5,191.00		1,872.00	(3,319.00)
Ram Tram		6,182.40	-	-	24,433.50	-	6,007.40	3,591.00	5,796.00	5,219.90	2,941.40	3,297.00	2,000.60	59,469.20		72,000.00	12,530.80
Lease		539.00	383.00	13,139.00	383.00	383.00	383.00	383.00	383.00	383.00	383.00	383.00	-	17,125.00		17,352.00	227.00
Advertising		-	-	-	-	-	-	-	-	-	-	-	-	-		62,000.00	62,000.00
Chamber of Commerce		-	-	-	-	-	-	-	-	-	-	-	-	-		4,000.00	4,000.00
Medical		-	-	-	4,249.42	-	-	821.27	-	-	-	-	-	271,179.21		97,705.51	(173,473.70)
Other		-	8,800.00	-	-	60.00	-	-	-	-	19,842.60	74,797.37	171,468.55	18,757.80		(18,757.80)	-
<b>TOTAL OTHER REVENUE</b>		<b>78,064.07</b>	<b>27,585.43</b>	<b>30,036.27</b>	<b>426,855.67</b>	<b>12,519.76</b>	<b>29,128.75</b>	<b>22,876.31</b>	<b>29,014.09</b>	<b>36,153.42</b>	<b>64,006.00</b>	<b>106,268.72</b>	<b>223,499.65</b>	<b>1,086,008.34</b>		<b>1,027,820.51</b>	<b>(58,187.83)</b>
<b>Total Urban Excess/(Shortage)</b>		<b>11.64</b>	<b>(0.35)</b>	<b>215.04</b>	<b>315,265.22</b>	<b>(81,092.25)</b>	<b>(56,490.94)</b>	<b>(76,847.12)</b>	<b>805.71</b>	<b>(68,942.62)</b>	<b>(33,171.43)</b>	<b>187.10</b>	<b>115,613.81</b>	<b>115,553.81</b>		<b>2,298,881.00</b>	

CONCHO VALLEY TRANSIT DISTRICT  
September 2016 through August 2017

RURAL PROGRAM		SEPT	OCT	NOV	DEC	JAN	FEB	MAR	APR	MAY	JUN	JUL	AUG	TOTAL	Less Previous Request	BUDGET	Variance	
<b>TOTAL EXPENSE</b>		<b>105,076.88</b>	<b>99,827.42</b>	<b>99,995.41</b>	<b>104,152.87</b>	<b>107,336.31</b>	<b>108,342.61</b>	<b>101,113.15</b>	<b>108,780.20</b>	<b>125,105.45</b>	<b>113,329.38</b>	<b>123,049.42</b>	<b>131,161.11</b>	<b>1,327,290.21</b>	-	<b>1,764,853.47</b>	<b>437,563.26</b>	
Rural 5311 5311-2016-00118	Grant 712 SAF Suffix RPT 1602(07)013 Period: 09/1/16 thru 08/31/17																	
Administrative	11.79.00	-	-	-	-	-	-	-	-	-	-	-	15,813.00	3,657.00	-	19,470.00	-	
Preventative Maint	11.7A.00	4,013.00	3,292.00	3,474.00	2,718.00	1,857.00	3,333.00	4,077.00	1,630.00	3,905.00	3,256.00	-	-	-	-	31,555.00	-	
Operating	30.09.01	45,890.00	46,424.00	40,826.00	46,012.00	50,823.00	45,294.00	44,088.00	49,251.00	19,474.00	-	-	-	-	-	387,882.00	-	
<b>TOTAL</b>	<b>CFDA 20.509</b>	<b>49,903.00</b>	<b>49,716.00</b>	<b>44,100.00</b>	<b>48,730.00</b>	<b>52,680.00</b>	<b>48,627.00</b>	<b>48,165.00</b>	<b>50,881.00</b>	<b>23,379.00</b>	<b>3,256.00</b>	<b>15,813.00</b>	<b>3,657.00</b>	<b>438,907.00</b>	-	<b>438,907.00</b>	-	
Rural 5311 5311-2017-CVTD-00017	Grant 712 SAF Period: 06/13/17 thru 08/31/18				Don't not bill invoices dated before 6/13/17													
Administrative	11.79.00	A1	-	-	-	-	-	-	-	-	-	-	-	-	-	-	21,500.00	21,500.00
Preventative Maint	11.7A.00	A3	-	-	-	-	-	-	-	-	-	1,861.00	5,306.00	-	-	7,167.00	193,094.00	185,927.00
Operating	30.09.01	A2	-	-	-	-	-	-	-	-	-	45,577.00	55,204.00	-	-	100,781.00	216,287.00	115,506.00
<b>TOTAL</b>	<b>CFDA 20.509</b>											<b>47,438.00</b>	<b>60,510.00</b>	<b>107,948.00</b>	-	<b>430,881.00</b>	<b>322,933.00</b>	
Rural 5311 STATE-R-2016-00173	Grant 712 STATE Period: 09/1/16 thru 08/31/17																	
Preventative Maint	11.7A.00	1,003.00	823.00	869.00	679.00	464.00	833.00	1,019.00	407.00	976.00	1,749.00	-	-	-	-	8,822.00	-	
Third Party Contract	11.71.11	4,640.00	160.00	9,480.00	4,760.00	160.00	9,360.00	4,760.00	4,760.00	4,760.00	4,760.00	4,760.00	4,760.00	-	-	57,120.00	-	
Operating	30.09.01	45,890.00	46,424.00	40,826.00	46,012.00	50,823.00	45,294.00	44,088.00	49,251.00	17,354.00	-	-	-	-	-	336,511.00	6,670.00	
<b>TOTAL</b>		<b>51,533.00</b>	<b>47,407.00</b>	<b>50,975.00</b>	<b>51,451.00</b>	<b>51,447.00</b>	<b>55,487.00</b>	<b>49,867.00</b>	<b>22,521.00</b>	<b>5,736.00</b>	<b>6,509.00</b>	<b>4,760.00</b>	<b>4,760.00</b>	<b>402,453.00</b>	-	<b>409,123.00</b>	<b>6,670.00</b>	
<b>Total Government Funding</b>		<b>101,436.00</b>	<b>97,123.00</b>	<b>95,075.00</b>	<b>100,181.00</b>	<b>104,127.00</b>	<b>104,114.00</b>	<b>98,032.00</b>	<b>73,402.00</b>	<b>29,115.00</b>	<b>9,765.00</b>	<b>68,011.00</b>	<b>68,927.00</b>	<b>949,308.00</b>	-	<b>1,278,911.00</b>	<b>329,603.00</b>	
<b>OTHER REVENUE</b>																		
Program Revenue	2,068.32	2,505.90	2,104.80	1,821.05	1,595.10	1,635.40	1,739.95	2,252.20	2,448.75	2,565.45	2,601.10	2,242.30	-	25,580.32	-	20,000.00	(5,580.32)	
Apna	2,676.00	6,726.00	6,384.00	26.00	-	26,542.00	12,908.00	-	2,620.00	-	-	-	-	57,882.00	-	20,000.00	(37,882.00)	
Sale of Equipment	-	-	-	-	-	-	-	1,075.00	-	-	-	-	-	1,075.00	-	3,463.00	2,388.00	
City of Bronte	600.00	-	-	-	-	-	-	-	-	-	-	-	-	600.00	-	600.00	-	
Reagan County Overage	-	-	-	2,254.72	-	-	2,393.30	-	-	-	-	-	1,712.33	6,360.35	-	8,500.00	2,139.65	
TML	-	-	-	-	1,735.69	1,106.86	-	489.13	-	-	-	-	5,088.02	5,088.02	-	-	(5,088.02)	
Medicaid	-	-	-	-	-	-	-	-	-	-	-	-	137,086.20	140,417.88	-	237,667.47	97,249.59	
County Cash Match	63,793.41	27,270.93	27,270.93	23,841.20	27,270.93	27,270.93	27,270.93	24,129.60	17,501.90	27,270.93	27,270.93	27,270.93	27,270.93	347,433.55	-	363,248.00	15,814.45	
InKind	-	-	-	-	-	-	-	-	-	-	-	-	-	-	-	-	-	
<b>TOTAL OTHER REVENUE</b>		<b>69,137.73</b>	<b>36,502.83</b>	<b>35,759.73</b>	<b>29,678.66</b>	<b>29,972.89</b>	<b>55,448.33</b>	<b>44,801.31</b>	<b>27,456.80</b>	<b>22,570.65</b>	<b>29,836.38</b>	<b>29,872.03</b>	<b>173,399.78</b>	<b>584,437.12</b>	-	<b>653,478.47</b>	<b>69,041.35</b>	
<b>Total Rural Excess/(Shortage)</b>		<b>65,496.85</b>	<b>33,798.41</b>	<b>30,839.32</b>	<b>25,706.79</b>	<b>26,763.58</b>	<b>51,219.72</b>	<b>41,720.16</b>	<b>(7,921.40)</b>	<b>(73,419.80)</b>	<b>(73,728.00)</b>	<b>(25,166.39)</b>	<b>111,145.67</b>	<b>206,454.91</b>	-	<b>167,536.00</b>	<b>38,918.91</b>	

CONCHO VALLEY TRANSIT DISTRICT  
September 2016 through August 2017

PLANNING PROJECTS		SEPT	OCT	NOV	DEC	JAN	FEB	MAR	APR	MAY	JUN	JUL	AUG	TOTAL	Less Previous Request	BUDGET	Variance
REG 1601 (24)	5304 Grant 690 SAF	CLOSED 10/31/2016															Closed
Regional Planning		-	-	-	(952.06)	-	-	-	-	-	-	-	-	(952.06)	10,912.06	9,960.00	-
Fringe		-	-	-	-	-	-	-	-	-	-	-	-	-	3,845.12	5,893.00	2,047.88
Indirect		-	-	-	-	-	-	-	-	-	-	-	-	-	2,375.92	2,600.00	224.08
Contractual		-	-	-	(4,532.61)	-	-	-	-	-	-	-	-	(4,532.61)	7,213.12	11,547.00	8,866.49
Medical Funds		826.34	666.02	-	5,484.67	-	-	-	-	-	-	-	-	6,977.03	49.16	-	(7,026.19)
TOTAL	CFDA 20.515	826.34	666.02	-	-	-	-	-	-	-	-	-	-	1,492.36	24,395.38	30,000.00	4,112.26
Note: Local Funds used for expenses not authorized in budget																	
RCTP-2017-00074	5304 Grant 713 SAF	CLOSED 2/28/2017															Closed
Regional Planning	44.24.00	-	-	-	-	-	-	-	16,885.00	-	-	-	-	16,885.00	-	30,000.00	13,115.00
Medical Funds		-	-	-	-	-	-	-	0.16	-	-	-	-	0.16	-	-	(0.16)
TOTAL	CFDA 20.515	-	-	-	-	-	-	-	16,885.16	-	-	-	-	16,885.16	-	30,000.00	13,114.84
PLN-2016-00066	5304 Grant 721 44.24.00	Period: 11/22/2016 thru 10/21/2017															
Rural-Planning		-	-	-	-	-	-	-	-	-	-	-	-	-	-	75,000.00	75,000.00
Medical Funds		-	-	-	-	-	-	-	-	-	-	-	-	-	-	-	-
TOTAL	CFDA 20.515	-	-	-	-	-	-	-	-	-	-	-	-	-	-	75,000.00	75,000.00
PLN-2016-00066	5304 Grant 722 44.24.00	Period: 11/22/2016 thru 10/21/2017															
Urban-Planning		-	-	-	-	-	-	-	-	-	-	-	-	-	-	25,000.00	25,000.00
Medical Funds		-	-	-	-	-	-	-	-	-	-	-	-	-	-	-	-
TOTAL	CFDA 20.515	-	-	-	-	-	-	-	-	-	-	-	-	-	-	25,000.00	25,000.00

CONCHO VALLEY TRANSIT DISTRICT  
September 2016 through August 2017

ED PROJECTS		SEPT	OCT	NOV	DEC	JAN	FEB	MAR	APR	MAY	JUN	JUL	AUG	TOTAL	Less Previous Request	BUDGET	Variance		
	5310																		
ED1601 (07) 30	Grant 699	Period: 10/26/15 thru 4/30/2017																	
		PM can only be used for ED Vehicles																	
		GRANT CLOSED																	
CVTD PM	11.7A.00	-	-	-	-	-	-	15,497.24	-	-	1,310.40	-	-	16,807.64	-	16,807.64	-		
Operating	30.09.01	-	-	-	-	-	-	16,468.42	-	-	-	-	-	16,468.42	20,139.58	36,608.00	-		
Replace Bus<30' (1)	11.12.04	-	-	-	-	-	-	-	-	-	-	-	-	-	116,686.00	116,686.00	-		
Acquisition-Hardware	11.42.07	-	-	-	-	-	-	-	-	-	23,329.35	-	-	23,329.35	-	23,329.36	0.01		
TD Credits	TDCs	-	-	-	-	-	-	(197.00)	-	-	4,928.00	-	-	4,731.00	26,633.00	31,365.00	1.00		
Medical Funds		-	-	-	-	-	-	-	-	-	-	-	-	-	37,728.27	36,608.00	(1,121.27)		
TOTAL	CFDA 20.513	-	-	-	-	-	-	31,768.66	-	-	29,567.75	-	-	61,336.41	201,187.85	261,404.00	(1,120.26)		
	5310																		
5310-2016-00039	Grant 725	Suffix	Period: 09/01/2016 thru 12/31/2017																
Mobility Management-Urban	11.7L.00	B1	-	1,055.00	1,272.00	371.00	-	6,650.00	6,679.00	12,985.00	7,649.00	2,168.00	1,171.00	40,000.00	-	40,000.00	-		
TD Credits	TDCs		-	211.00	254.00	74.00	-	1,330.00	1,336.00	2,597.00	1,530.00	434.00	234.00	8,000.00	-	8,000.00	-		
Medical Funds			-	170.06	205.05	61.57	-	1,071.79	1,076.09	2,092.64	1,232.44	349.51	227.01	6,486.16	-	6,458.00	(28.16)		
TOTAL	CFDA 20.513		-	1,436.06	1,731.05	506.57	-	9,051.79	9,091.09	17,674.64	10,411.44	2,951.51	1,632.01	54,486.16	-	54,458.00	(28.16)		
	5310-2016-00039	Grant 729	Suffix	Period: 09/01/2016 thru 01/31/2018															
Mobility Management-Rural	11.7L.01	A2	-	-	-	-	-	-	-	16.00	4,303.00	8,261.00	7,420.00	20,000.00	-	20,000.00	-		
TD Credits	TDCs		-	-	-	-	-	-	-	3.00	861.00	1,652.00	1,484.00	4,000.00	-	4,000.00	-		
Medical Funds			-	-	-	-	-	-	-	3.47	894.06	1,331.85	1,265.75	3,295.13	-	3,229.00	(66.13)		
TOTAL	CFDA 20.513		-	-	-	-	-	-	-	22.47	5,858.06	11,244.85	10,169.75	27,295.13	-	27,229.00	(66.13)		

CONCHO VALLEY TRANSIT DISTRICT  
September 2016 through August 2017

CAPITAL PROJECTS		SEPT	OCT	NOV	DEC	JAN	FEB	MAR	APR	MAY	JUN	JUL	AUG	TOTAL	Less Previous Request	BUDGET	Variance
5339																	
Urban	Grant 670	GRANT CLOSED															
VCR 1403(07)03	Buses																
Capital Expenses	SAF	-	(277,122.00)	-	-	-	-	-	-	-	-	-	-	(277,122.00)	642,678.78	679,370.00	313,813.22
TD Credits	TDCs	-	(43,756.00)	-	-	-	-	-	-	-	-	-	-	(43,756.00)	109,347.13	111,624.00	46,032.87
<b>TOTAL</b>	CFDA 20.526	-	<b>(320,878.00)</b>	-	-	-	-	-	-	-	-	-	-	<b>(320,878.00)</b>	<b>752,025.91</b>	<b>790,994.00</b>	<b>359,846.09</b>
5339																	
Urban	Grant 697	Period: 10/26/2015 thru 08/31/2017															
VCR 1603(07)18	SAF																
Replace-Van (1)	11.12.15	-	43,750.00	-	-	-	-	-	-	-	-	-	-	43,750.00	-	43,750.00	-
Replace Bus<30' (4)	11.12.04	-	233,372.00	-	-	-	-	-	-	-	-	-	-	233,372.00	-	233,372.00	-
Misc Equipment	11.42.20	-	-	-	10,030.59	-	-	-	-	-	-	5,426.41	-	15,457.00	-	15,457.00	-
Medical Funds	-	-	-	-	-	-	-	-	-	-	-	1.38	-	1.38	-	-	(1.38)
TD Credits	TDCs	-	58,517.00	-	2,006.00	-	-	-	-	-	-	1,085.00	-	61,609.00	-	61,609.00	1.00
<b>TOTAL</b>	CFDA 20.526	-	<b>335,639.00</b>	-	<b>12,036.59</b>	-	-	-	-	-	-	<b>6,512.79</b>	-	<b>354,188.38</b>	-	<b>354,188.00</b>	<b>(0.38)</b>
5339																	
Urban	Grant 726	Period: 2/27/2017 thru 12/31/2017															
VCR 1703(07)03	SAF																
Replace Bus<30' (3)	11.12.04	-	-	-	-	-	-	-	-	-	-	-	-	-	-	240,000.00	240,000.00
Shop Equipment	11.42.06	-	-	-	-	-	-	-	-	-	-	-	-	-	-	73,813.00	73,813.00
Medical Funds	-	-	-	-	-	-	-	-	-	-	-	-	-	-	-	-	-
TD Credits	TDCs	-	-	-	-	-	-	-	-	-	-	-	-	-	-	50,763.00	50,763.00
<b>TOTAL</b>	CFDA 20.526	-	-	-	-	-	-	-	-	-	-	-	-	-	-	<b>364,576.00</b>	<b>364,576.00</b>
5339																	
Urban	Grant 734	Period: 5/9/2017 thru 8/31/2018															
5339-U-2016-CVTD-00261	SAF																
Replace Bus<30' (2)	11.12.04	-	-	-	-	-	-	-	-	-	-	-	-	-	-	140,000.00	140,000.00
Acquisition Software	11.42.08	-	-	-	-	-	-	-	-	-	-	-	-	-	-	91,092.00	91,092.00
Medical Funds	-	-	-	-	-	-	-	-	-	-	-	-	-	-	-	-	-
TD Credits	TDCs	-	-	-	-	-	-	-	-	-	-	-	-	-	-	39,218.00	39,218.00
<b>TOTAL</b>	CFDA 20.526	-	-	-	-	-	-	-	-	-	-	-	-	-	-	<b>270,310.00</b>	<b>270,310.00</b>
5339																	
Rural	Grant 698	Period: 10/26/2015 thru 05/31/2018															
VCR 1602(07)18	SAF																
Misc Equip	11.42.20	-	-	-	-	-	-	-	-	-	-	-	4,336.00	4,336.00	-	41,905.00	37,569.00
Medical Funds	-	-	-	-	-	-	-	-	-	-	-	0.57	-	0.57	-	-	(0.57)
TD Credits	TDCs	-	-	-	-	-	-	-	-	-	-	-	867.00	867.00	-	8,381.00	7,514.00
<b>TOTAL</b>	CFDA 20.526	-	-	-	-	-	-	-	-	-	-	-	<b>5,203.57</b>	<b>5,203.57</b>	-	<b>50,286.00</b>	<b>45,082.43</b>
5339																	
Terminal	FTA	GRANT CLOSED															
FTA TX-04-0046-00	Grant 566																
Capital Expenses	FED	38,257.00	60,121.00	40,507.00	-	-	-	-	-	-	-	-	-	138,885.00	593,615.00	732,500.00	-
Prior Year Local Funds	-	-	-	-	7,553.78	44,627.31	5,000.00	-	-	175.00	-	-	-	57,356.09	-	-	(57,356.09)
TD Credits	TDCs	-	-	-	-	-	-	-	-	-	-	-	-	-	50,000.00	50,000.00	-
Medical Funds	-	-	-	-	-	-	-	-	-	-	-	-	-	-	0.50	0.50	-
LONP-COSA	-	-	-	-	-	-	-	-	-	-	-	-	-	-	120,625.00	120,625.00	-
<b>TOTAL</b>	CFDA 20.500	<b>38,257.00</b>	<b>60,121.00</b>	<b>40,507.00</b>	<b>7,553.78</b>	<b>44,627.31</b>	<b>5,000.00</b>	-	-	<b>175.00</b>	-	-	-	<b>196,241.09</b>	<b>764,240.50</b>	<b>903,125.50</b>	<b>(57,356.09)</b>

CONCHO VALLEY TRANSIT DISTRICT  
September 2016 through August 2017

CAPITAL PROJECTS CONT.																	
GRANT CLOSED																	
Grant 732																	
RODEO																	
RTAP-2016-00020																	
Technical Assistance-Rural	43.50.02	SAF	Suffix	Period: 02/28/2017 thru 05/31/2017													
Medical Funds				-	-	-	-	-	-	-	33,108.00	-	-	33,108.00	-	33,300.00	192.00
TOTAL	CFDA 20.509			-	-	-	-	-	-	-	33,108.56	-	-	33,108.56	-	33,300.00	191.44
Grant 723																	
RTAP-2016-00017																	
Training-Rural	43.50.01	SAF		Period: 09/01/2016 thru 08/31/2017													
Medical Funds				-	-	-	-	-	-	-	-	-	-	-	-	100,000.00	100,000.00
TOTAL	CFDA 20.509			-	-	-	-	-	-	-	-	-	-	-	-	100,000.00	100,000.00
Grant 720																	
TIGER-2016-00259																	
Replace Bus<30' (13)	11.12.04	Rural		Period: 10/04/2016 thru 11/30/2018													
TD Credits		TDCs		-	-	-	-	-	-	-	658,874.00	-	-	658,874.00	-	742,000.00	83,126.00
Medical Funds				-	-	-	-	-	-	-	-	-	-	-	-	75,065.00	-
TOTAL	CFDA 20.933			-	-	-	-	-	-	-	733,939.50	-	-	733,939.50	-	817,065.00	83,125.50
Grant 733																	
5339-R-2016-CVTD-2016																	
Acquisition Software	11.42.08	Rural	Suffix	Period: 5/04/2017 thru 12/31/2017													
TD Credits		TDCs	A7	-	-	-	-	-	-	-	-	-	-	-	-	39,662.00	39,662.00
Medical Funds				-	-	-	-	-	-	-	-	-	-	-	-	7,932.00	7,932.00
TOTAL	CFDA 20.526			-	-	-	-	-	-	-	-	-	-	-	-	47,594.00	47,594.00

SCHEDULE OF REVENUES BY SOURCE  
September 1, 2016 - August 31, 2017  
CV Transit District

Grant No	Grant Name	Federal	State Administered Federal	State	Program Income	Transit Charter	Equipment Sales	TML Ins Payment	Transit Medical	Aging Vendor	Local Revenue	Toll Credits	Total Revenue	Total Expenditures	Excess Revenue over Expenditures	Notes
016	Extended Medical Transp Program								12,499.30				12,499.30	12,499.30	-	
566	FTA TX04-0046-00	138,885.00	-	-	-	-	-	-	-	-	-	-	138,885.00	138,885.00	196,241.00	Shell building overage, using prior year funds
670	VCR 1403(07)03 - Urban	-	(277,122.00)	-	-	-	-	-	-	-	-	(43,756.00)	(320,878.00)	(320,878.00)	(57,356.00)	Billing transferred to Grant 697
681	CVTD Urban FY 15-16	-	-	-	-	-	-	-	5,070.69	-	-	-	5,070.69	5,070.69	-	
682	CVTD Urban FY 16-17	-	-	-	-	-	-	-	3,331.68	-	-	-	3,331.68	3,331.68	-	
690	Regional Planning FY 15-16	-	(5,484.67)	-	-	-	-	-	6,977.03	-	-	-	1,492.36	1,492.36	-	
697	VCR 1603(07)18 - Urban	-	292,579.00	-	-	-	-	-	1.38	-	-	61,608.00	354,188.38	354,188.38	-	
698	VCR 1602(07)18-Rural	-	4,336.00	-	-	-	-	-	0.57	-	-	867.00	5,203.57	5,203.57	-	
699	ED 1601(07)30	-	23,654.59	-	-	-	-	-	-	-	-	(197.00)	23,457.59	23,457.59	1,106.86	prior year expenditure
711	CVTD Urban FY 16-17	1,327,258.00	-	212,672.00	131,020.21	20,900.00	5,191.00	9,892.50	266,108.52	119,412.00	528,413.42	-	2,620,867.65	2,505,313.84	115,553.81	Recognize as revenue
712	CVTD Rural FY 16-17	-	546,838.92	402,453.00	25,580.32	-	1,075.00	5,088.02	137,086.20	57,882.00	354,393.90	-	1,530,397.36	1,323,958.53	206,438.83	Recognize as revenue
713	Regional Planning FY 16-17	-	16,885.00	-	-	-	-	-	0.16	-	-	-	16,885.16	16,885.16	-	
720	TIGER FY 16-17	-	658,874.00	-	-	-	-	-	0.50	-	-	75,065.00	733,939.50	733,939.50	-	
725	Mobility Mgmt 5310-2016-00039	-	40,000.00	-	-	-	-	-	6,486.88	-	-	8,000.00	54,486.88	54,486.88	-	
729	Mobility Mgmt 5310-2016-00039	-	20,000.00	-	-	-	-	-	3,295.13	-	-	4,000.00	27,295.13	27,295.13	-	
732	RTAP 2016 Pass Thru	-	33,108.00	-	-	-	-	-	0.56	-	-	-	33,108.56	33,108.56	-	
		-	-	-	-	-	-	-	-	-	-	-	-	-	-	
		1,466,143.00	1,353,668.84	615,125.00	156,600.53	20,900.00	6,266.00	14,980.52	440,858.60	177,294.00	882,807.32	105,587.00	5,240,230.81	4,974,487.40	265,743.41	